



STUFFED APPLE

FRONT

LEAF


STEM



STUFFED APPLE

BACK

*Staple along the light blue dotted line. Or
punch holes on the yellow dots and tie the
pumpkin together front-to-back with yarn.*



Cut out the apple along the dotted line